


**Inks****Application and Properties****Technical Data**

<b>Basic weight:</b>	approx. 180 g/m <sup>2</sup>
<b>Composition:</b>	100% fleece
<b>Surface:</b>	Satin white

**General Information**

- 100% non-woven wallpaper
- Printable with latex, UV curing, eco solvent and solvent inks
- Free from PVC, plasticizers, glass fibres and solvents
- No additional heavy metal compounds and formaldehyde
- Fast drying
- Photorealistic print quality
- Environmentally friendly
- Good water and scratch resistance
- B1 Flame retardant certified according to the DIN 4102 norm.

**Application**

- Suitable for Indoor advertising
- For customize wall/room design

**Advantages**

- Splash resistant high-quality coating
- Dimensionally stable, no cracking
- Adheres to smooth, slightly rough and painted wallpaper surface with an adequate paint
- Easily removable

**Printing Properties**

- Excellent printability with latex, UV curing, eco solvent and solvent inks
- High ink limit application, no bleeding
- Fast drying
- High color brilliance

**Processing instructions**

- Ideal surface to work out this product must be dry, clean, absorbent and smooth.
- Fleece adhesive is used in a ratio of 1:10 for an optimum application. No soaking time required with the use of a paste machine so as the application on the wall surface
- Neatly final print cut, there is a good adhesion from edge to edge.
- If the strips of wallpaper are printed overlapping, cut off the white edges up to the motif, then align the strips on the wall in the area of the overlap. Make a double seam cut to ensure a clean seam.
- For a good adhesion work out, use a soft rubber roller or a soft dedicated brush to avoid bubbles.
- Remove leaking adhesive immediately with a damp sponge or cloth.
- To remove stains from the wallpaper, once the print has dried completely, wipe the wallpaper with a soft, slightly damp synthetic cloth
- In order to achieve better scratch resistance, the print can be varnished after it has completely dried, e.g. with Brillux Creativ Floc-Finish ELF (48 = silk matt, 68 = matt) (Test the compatibility of your varnish)
- The optimal workings conditions during processing is 18° - 25°C, 40% - 65% RH

**More information**

- \*Adhesive paste recommendations: Metylan NP new plaster paste 1:10 | Metylan NP Power Granulate Plus 1:12 (1:10 in wall-pasting technique) Pufas glass fabric and fleece adhesive GK 1:10 (using a paste machine) Pufas safety paste SK 1:12.5 or comparable
- You can find more information on our products on [www.com2-c.de](http://www.com2-c.de)
- The print side of the materials as well as the lengths and widths can be customized to your needs prior to a MOQ
- Always store rolls together with the label or batch number. No complaints can be processed without a batch number.
- Our tests are carried in standard climate conditions
- Shelf life in the original packaging, 1 year when storing properly at 18° - 25°C

**Available sizes**

- 50 m x 137,2 cm (54") | 50m x 152,4 cm (60")


This technical information was made and assessed based on the latest technology and our experience. Due to various parameters and conditions under which the described product is used, we re-recommend that every user should check the product for its suitability for the intended uses. A legally binding assurance of certain properties cannot be derived from our information. Errors and changes are subjected. With the release of a new version, this datasheet version will not be valid.

- **Work out Instructions**

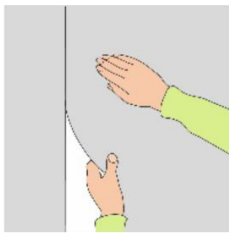
---




Clean the wall surface.



Measure and mark the wallpaper tile sizes.



Edge-to-edge application.



Can be repositioned. Carefully remove wallpaper with your hands and reapply.