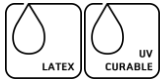


Inks**Application and Properties****Technical Data**

Basic weight:	approx. 180 g/m ²
Composition:	100% fleece
Surface:	Satin white

General Information

- 100% non-woven wallpaper
- Printable with latex and UV curable inks
- Free from PVC, plasticizers, glass fibres and solvents
- No additional heavy metal compounds and formaldehyde
- Fast drying
- Photorealistic print quality
- Environmentally friendly
- Good water and scratch resistance
- B1 Flame retardant certified according to the DIN 4102 norm.

Application

- Suitable for Indoor advertising
- For customize wall/room design

Advantages

- Splash resistant high-quality coating
- Dimensionally stable, no cracking
- Adheres to smooth even and uneven, slightly rough surfaces painted with an optimum paint
- Removable easily

Printing Properties

- Excellent printability with latex and UV-curable inks
- High ink limit application, no bleeding
- Fast drying
- High color brilliance

Processing instructions

- Ideal surface to work out this product must be dry, clean, absorbent and smooth.
- Fleece adhesive is used in a ratio of 1:10 (e.g. Metylan segura / Metylan NP from Henkel)
- No soaking time required with the use of a paste machine so as the application on the wall surface
- Neatly final print cut, there is a good adhesion from edge to edge.
- If the strips of wallpaper are printed overlapping, cut off the white edges up to the motif, then align the strips on the wall in the overlap. Make a double seam cut to ensure a clean seam.
- For a good adhesion work out, use a soft rubber roller or a soft dedicated brush to avoid bubbles.
- Remove leaking adhesive immediately with a damp sponge or cloth.
- To remove stains from the wallpaper, once the print has dried completely, wipe the wallpaper with a soft, slightly damp synthetic cloth
- In order to achieve better scratch resistance, the print can be varnished after it has completely dried, e.g. with Brillux Creativ Floc-Finish ELF (48 = silk matt, 68 = matt) (Test the compatibility of your varnish)
- The varnish, regarding dimensional stability, we advise to allow acclimatization for 24 hours before application
- The optimal workings conditions during processing are 18° - 25°C, 40% - 65% RH

More information

- You can find more information on our products on www.com2-c.de
- The print side of the materials as well as the lengths and widths can be customized to your needs prior to a MOQ
- Always store rolls together with the label or batch number. No complaints can be processed without a batch number.
- Our tests are carried in standard climate conditions
- Shelf life in the original packaging, 1 year when storing properly at 18° - 25°C

Available sizes


- 50m x 137,2cm (54") | 50m x 152, 4cm (60")

This technical information was made and assessed based on the latest technology and our experience. Due to various parameters and conditions under which the described product is used, we re-recommend that every user should check the product for its suitability for the intended uses. A legally binding assurance of certain properties cannot be derived from our information. Errors and changes are subjected. With the release of a new version, this datasheet version will not be valid.

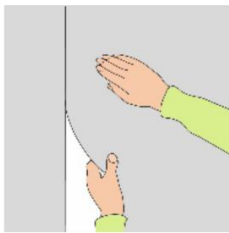
• **Work out Instructions**



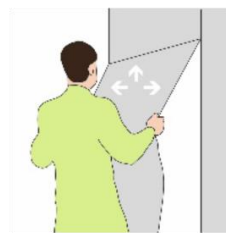
Clean the wall surface.



Measure and mark the wallpaper tile sizes.



Edge-to-edge application.



Can be repositioned. Carefully remove wallpaper with your hands and reapply.